

International Center  
University of California, San Diego

2005-2006 Annual Report



**UCSD International Center**

9500 Gilman Drive  
La Jolla, CA 92093-0018  
858-534-3730

Website:  
<http://icenter.ucsd.edu/>

# INTERNATIONAL CENTER CONTACTS

## FACULTY

Faculty Directors of Programs Abroad		
Professor David Mares, Political Science, Director	534-4205	dmares@ucsd.edu
Professor Ramon Piñon, Biology, Assoc. Director	534-0705	rpinon@ucsd.edu
Chair, Academic Senate Committee on International Education		
Professor Nancy Guy, Music	534-8875	nguy@ucsd.edu

## STAFF

Dean's Office		<a href="http://icenter.ucsd.edu">http://icenter.ucsd.edu</a>
Lynn C. Anderson, Dean/Director (newly appointed)	534-0685	ander043@ucsd.edu
Mary Dhooge, Dean/Director (retired)		mdhooge@ucsd.edu
Daniel Adams, Maintenance Supervisor	967-4735	
Jim Hawkins, Business Officer	534-7248	jrhawkins@ucsd.edu
Misty Nguyen, Dean's Office Manager	534-6442	menguyen@ucsd.edu
Programs Abroad Office	534-1123	abroad@ucsd.edu
Kim Burton, Director, PAO; Asst Dir, Int'l Center		kburton@ucsd.edu
Marisa Alioto, Programs Abroad Advisor		mnalioto@ucsd.edu
Bill Clabby, Opportunities Abroad Program Director		bclabby@ucsd.edu
Maribeth Binnie Erlich, PAO Advisor		mbinnie@ucsd.edu
Tonia Luo, PAO Research Webwriter		tluo@ucsd.edu
Molly Ann McCarren, EAP Coordinator		mmccarren@ucsd.edu
Kathleen McLaren-Hawking, PAO Intake Advisor		khawking@ucsd.edu
Kelly O'Sullivan, Academic Integration Coordinator		kosullivan@ucsd.edu
Rachel Rigoli, PAO Advisor		rrigoli@ucsd.edu
Jon Schmidt, Data/Web Developer		jschmidt@ucsd.edu
Christine Trinidad, PAO Office Manager		cjtrinidad@ucsd.edu
International Student and Scholar Office	534-3730	icenter@ucsd.edu
Michael Hindi, Director, IS/SO; Assoc Dir, Int'l Center		mhindi@ucsd.edu
Kevin DelMastro, International Scholar Advisor		kdelmastro@ucsd.edu
Dulce Dorado, Senior International Student Advisor		ddorado@ucsd.edu
Guy Espinoza, Database & Web Developer		gespinoza@ucsd.edu
Barry Fass-Holmes, SEVIS Coordinator		bfholmes@ucsd.edu
Horst Hoffmann, Senior International Scholar Advisor		hhhoffmann@ucsd.edu
Jerry Linkon, Counseling Attorney		glinkon@ucsd.edu
Karla Macias, H-1B Scholar Advisor		kmacias@ucsd.edu
Hao Nguyen, J-1 Scholar Advisor		diemhao@ucsd.edu
Ruby Rosas, International Student Advisor		rrosas@ucsd.edu
Layla San Jose, Front Desk Advisor		lsanjose@ucsd.edu
Heather Vieira, IS/SO Office Manager		hvieira@ucsd.edu
Outreach, Volunteers and Tutor Program	534-0603	
Mona Kim, Outreach/Volunteer Coordinator		mona@ucsd.edu
Marie Perroud, International Café Coordinator		mperroud@ucsd.edu
Hilda Wynans, International Café Chef		hwynans@ucsd.edu

## VOLUNTEERS

Friends Office and Resale Shop	534-1124	icfriends@ucsd.edu
Barbara Fitzsimmons, President		
UCSD Oceanids	534-3730	<a href="http://www.ucsd.edu/oceanids/">http://www.ucsd.edu/oceanids/</a>
Barbara Bank, President		oceanids@ucsd.edu

## OTHER INTERNATIONAL CONTACTS

International House (Residential Facility)	534-2261	<a href="http://ercreslife.ucsd.edu">http://ercreslife.ucsd.edu</a>
Christi Gilhoj, International House Director	822-2215	ihouse@ucsd.edu

# 2005-2006 INTERNATIONAL CENTER HIGHLIGHTS

## PROGRAMS ABROAD

- **27% of UCSD students abroad participated in full-year programs** compared to **6% nationally**. Meanwhile, participation in **short-term programs abroad has nearly doubled in the last five years**.
- **23%** of all UCSD students abroad were **Math, Science and Engineering majors**, compared with the **national average of 15%**.
- Programs abroad participation in **Latin America increased by 24%** since last year, (from **119 to 148 students**), as did **Eastern and Central Europe** (increasing from 21 to 26 students). Students bound for the **Caribbean doubled from 6 to 12 students**.
- **37% of EAP participants are in the “high need” financial aid category, which is close to the campus average of 42%** deemed “high need” by the Student Financial Aid Office.
- **22.4% of UCSD’s undergraduates participated in programs abroad**. The participation rate for *all UCSD students*, which includes graduate students, is 17.7%, as indicated on page 22 of this report.

## INTERNATIONAL STUDENTS AND SCHOLARS

- **UCSD is 8<sup>th</sup>** in the nation among research institutions attracting international scholars, **based on our international scholar population of 1,900** researchers and faculty.
- UCSD hosted a total of **5,671 non-immigrant international students and scholars** during 2005-06:  
**2,063 students                      1,900 scholars (mostly research & faculty)                      1,709 Extension students**
- **International students at UCSD increased in number from 1,986 to 2,063 during 2005-06**, despite a continuing national trend of declining international students experienced by many other U.S. campuses.
- **Over the past 10 years, the number of UCSD international students has more than doubled**, increasing by 173%, while the number of international scholars has increased by 38%.

## FRIENDS OF THE INTERNATIONAL CENTER AND VOLUNTEER SUPPORT

- **Community groups, including Friends of the International Center, contributed \$155,000 to UCSD through the International Center** last year including funds for programs, the facility, and scholarships.
- **Over 1,400 active volunteers contributed** their time and generosity to International Center programs.
- **Volunteers provided over 31,500 “person-hours”** to UCSD. Examples of “person-hours:”
  - **English Language Tutors** volunteered **7,500 hours** of **one-on-one tutoring**
  - **Host families** donated **7,488 hours** of hospitality to incoming international students
  - **Friends Resale Shop** volunteers donated **3,600 hours**, raising approximately **\$18,000** for scholarships

## INTERNATIONAL CENTER FACILITY AND ACTIVITIES

- **Over 1,000 events** were held at the **International Center**. Primary users were student organizations.
- **5,075** students, scholars and community members attended weekly **International Café lunches**.

## UCSD's INTERNATIONAL HOUSE

- **International House hosted 294 student and scholar residents**, of which **53% were international** and **47% were from the United States of America**.
- International House received **550 applications for 280 available dorm rooms**.
- **Over 3,000 students** participated in weekly “conversation tables” featuring **26 foreign languages**.

---

# INTERNATIONAL CENTER

---

# M I S S I O N

## MISSION STATEMENT

The International Center's mission is to promote and support international exchange and education.

- To provide the UCSD community with experiences that foster global perspectives, cross-cultural competence, and appreciation for diversity.
- To support UCSD international students, scholars, and study abroad participants with services that enhance the quality of their intercultural experience and contribute to their academic success.
- To facilitate UCSD's participation in global scholarship and international educational exchange.

## INTERNATIONAL CENTER GOALS AND OBJECTIVES

- To inspire an appreciation of differences among cultures by providing opportunities for all segments of the campus community to participate in international education and intercultural exchange.
- To facilitate campus and community volunteerism in support of international educational exchange activities to enhance global perspectives and cross-cultural skills.
- To provide outreach and advising that enables increasing numbers of students, representing all academic majors and the full diversity of our campus, to enrich their studies with education abroad.
- To meet the special needs of international students, faculty, and researchers, integrating them into campus life, so as to maximize reciprocal benefits from their participation in the UCSD community.
- To facilitate re-entry of study abroad returnees, ensuring personal reintegration and maximum sharing of their international education experiences with the UCSD community.
- To support growth and development of UCSD International House, in order to increase on-campus intercultural exchange and understanding between international and US students and scholars.

# 2005-2006 UCSD INTERNATIONAL CENTER ANNUAL REPORT CONTENTS

<b>INTERNATIONAL CENTER HIGHLIGHTS OF 2005–2006</b> .....	3
<b>INTERNATIONAL CENTER MISSION</b> .....	4
<b>UCSD INTERNATIONAL STUDENT / SCHOLAR OFFICE STATISTICS</b>	
International Student/Scholar Population Served by the International Center.....	7
Distribution of International Students.....	8
Geographic Origin of International Students.....	9
Distribution of International Scholars .....	10
Geographic Origin of International Scholars.....	11
International Students and Scholars by Country and Level.....	12-13
<b>UCSD PROGRAMS ABROAD OFFICE STATISTICS</b>	
Growth of UCSD Study Abroad Participation.....	15
Program Participation By World Area.....	16
Program Participation by Country.....	17
Academic Majors, Minors and Graduate Students Abroad.....	18
Participation by College, Level and Financial Aid Eligibility.....	19
Participation by Ethnic Representation & Gender.....	20
Participation by Program Type & Length of Stay.....	21
Comparative UC-Wide Participation Rates.....	22
<b>COMMUNITY AND VOLUNTEER SUPPORT</b>	
2005-2006 Volunteers at the International Center.....	24
Financial Support Received from Friends of the International Center and UCSD Oceanids.....	25
Scholarship Funds Provided for International Education During 2005-2006.....	26
International Café Sponsors, Academic Year 2005-2006.....	27
<b>UCSD FACULTY INVOLVEMENT AND OVERSIGHT</b>	
UCSD Faculty Involved in Oversight and Selection.....	29
UCSD Faculty Serving as Study Center Directors Abroad and on EAP Advisory Committees.....	30
UCSD Faculty Involved in Academic Advising for Study Abroad.....	31
Academic Senate Committee on International Education (CIE) Annual Report.....	32-33
<b>APPENDIX</b>	
<b>UCSD INTERNATIONAL HOUSE</b>	
Profile of UCSD International House Residents' Home Origin.....	35-36

**INTERNATIONAL STUDENT  
AND SCHOLAR OFFICE STATISTICS  
2005-2006**

International Population Served by the International Center..... 7

Distribution of International Students..... 8

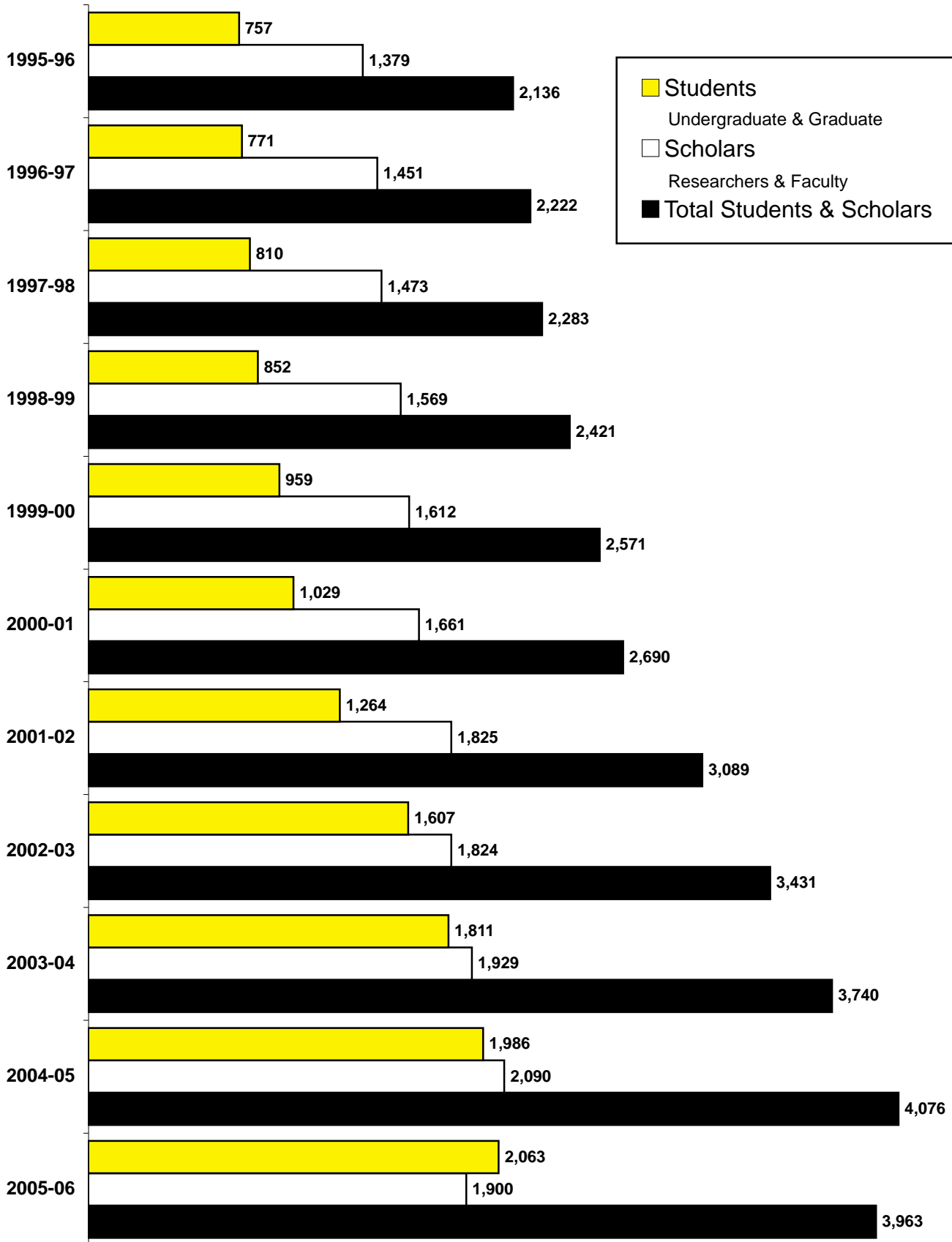
Geographic Origin of International Students.....9

Distribution of International Scholars.....10

Geographic Origin of International Scholars.....11

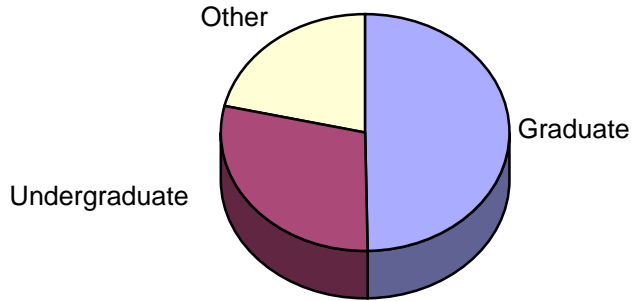
International Students and Scholars by Country and Level.....12-13

# INTERNATIONAL POPULATION SERVED BY THE UCSD INTERNATIONAL CENTER FROM 1995-2006



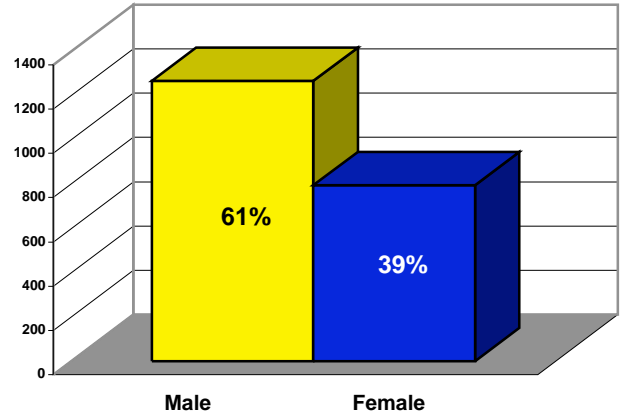
## DISTRIBUTION OF INTERNATIONAL STUDENTS\* 2005 - 2006

### Distribution of International Students at UCSD



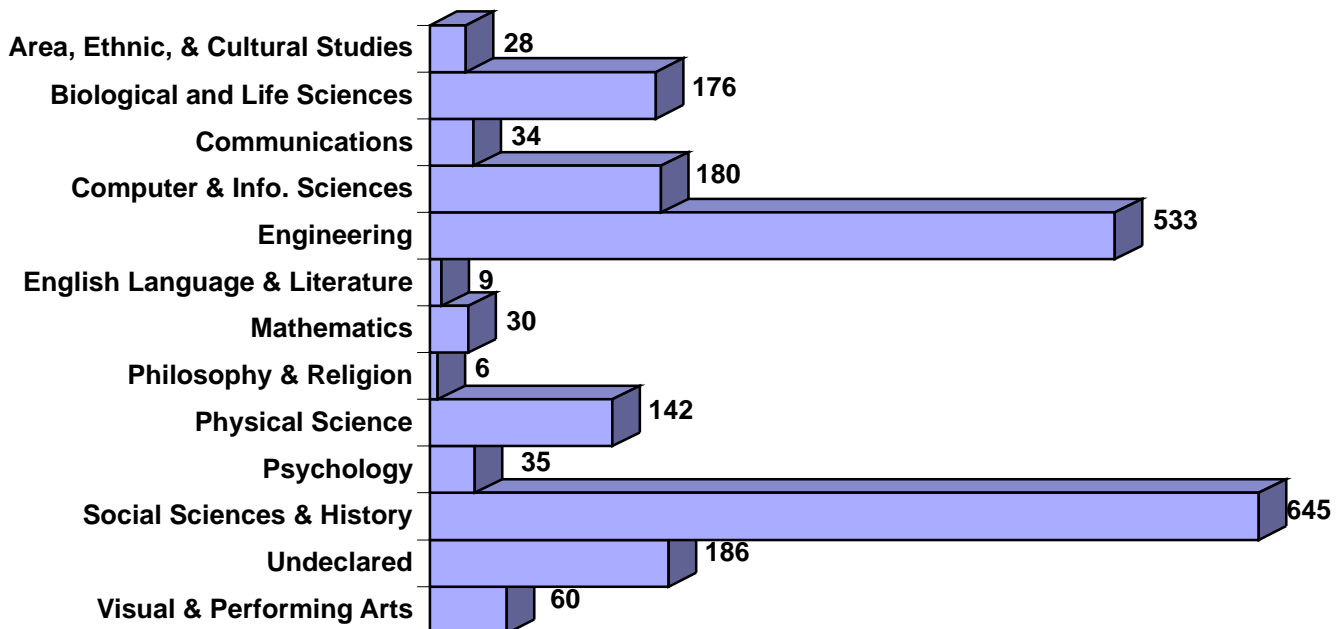
Graduate Students	1,025	54.0%
Undergraduates	595	35.0%
Other Students **	443	11.0%
<b>Total Students</b>	<b>2,063</b>	<b>100.0%</b>

### UCSD International Student Male / Female Percentages



Male Students	1,267
Female Students	796
<b>Total Students</b>	<b>2,063</b>

### Distribution of International Students at UCSD by Academic Area (Categories set by the Institute of International Education)

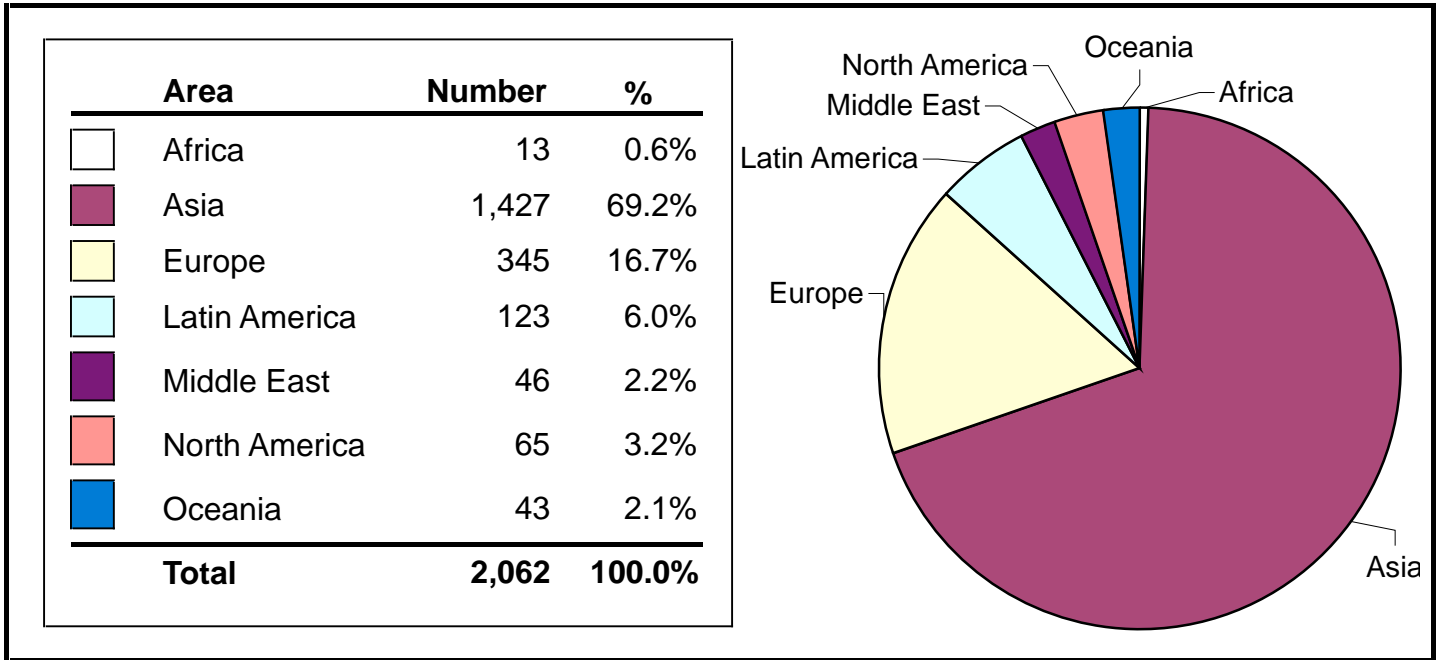


\* Does not include UCSD Extension (mostly short-term English Language Program students).

\*\* Other Students includes A) Students who enrolled in Global Leadership Institute, an IR/PS certificate programs; and B), F-1 & J-1 students with post-completion work authorization in fields directly related to their recent academic studies.



## GEOGRAPHIC ORIGIN OF INTERNATIONAL STUDENTS\* 2005 - 2006



### UCSD

#### Countries Most Represented by International Students 2005-2006

Country	Number	% of Total
1. Korea, South	401	19.4%
2. China	321	15.6%
3. Taiwan	156	7.6%
4. Japan	154	7.5%
5. India	133	6.5%
6. Hong Kong	94	4.6%
7. Canada	65	3.2%
8. United Kingdom	56	2.7%
9. Indonesia	45	2.2%
10. Germany	44	2.1%

### Nationally

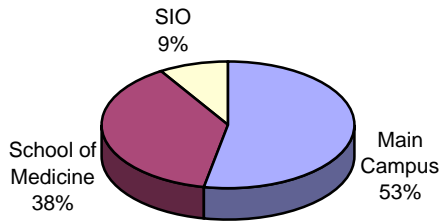
#### Countries Most Represented by International Students 2005-2006

Country	Number	% of Total
1. India	80,466	13.5%
2. China	62,523	11.1%
3. Korea	53,358	10.4%
4. Japan	42,215	6.9%
5. Canada	28,140	5.0%
6. Taiwan	25,914	4.9%
7. Mexico	13,063	2.5%
8. Turkey	12,474	2.1%
9. Germany	8,640	1.6%
10. Thailand	8,637	1.6%

\*Does not include UCSD Extension (mostly short-term English Language Program students).

# DISTRIBUTION OF INTERNATIONAL SCHOLARS (Researchers & Faculty) 2005 - 2006

## Distribution of International Scholars at UCSD



Main Campus	1,006	53%
School of Medicine	723	38%
Scripps Institution of Oceanography	171	9%
<hr/>		
<b>Total Scholars</b>	<b>1,900</b>	<b>100%</b>

## US Institutions with the Most International Scholars

- |     |                               |       |
|-----|-------------------------------|-------|
| 1.  | Havard University             | 3,612 |
| 2.  | University of Pennsylvania    | 2,320 |
| 3.  | Stanford University           | 2,264 |
| 4.  | UCB                           | 2,245 |
| 5.  | Columbia University           | 2,160 |
| 6.  | UCLA                          | 2,131 |
| 7.  | University of Washington      | 1,974 |
| 8.  | Yale University               | 1,832 |
| 9.  | USC                           | 1,678 |
| 10. | Pennsylvania State University | 1,658 |

University of California, San Diego

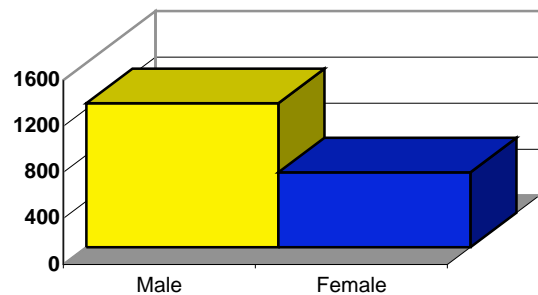
*Although UCSD did not participate in the Open Doors 2006 International Scholar Census, with 1,900 scholars we would be ranked eighth among U.S. research institutions.*

## Leading Fields of Specialization International Scholars

Field	UCSD	Nationally*
Health Sciences	37%	22%
Physical Sciences	17%	13%
Life Sciences	18%	22%
Social Sciences	14%	4%
Engineering	11%	12%

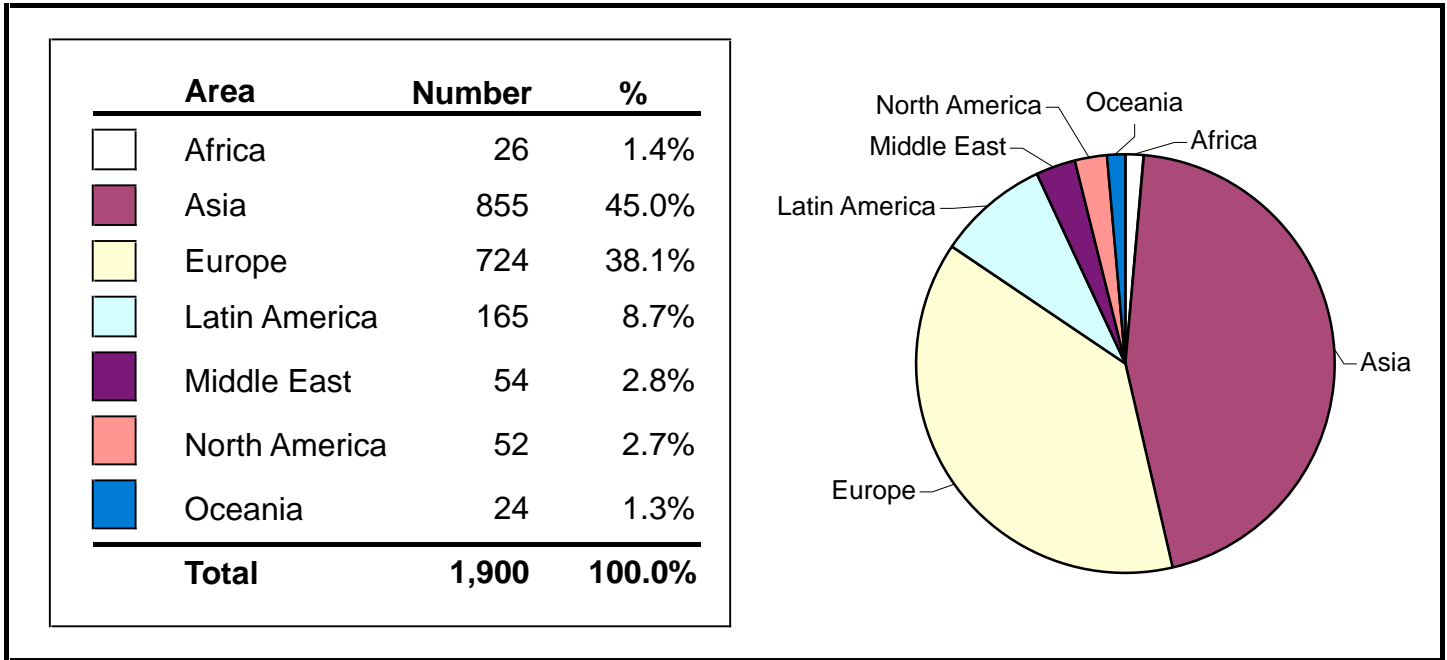
\* Source: *Open Doors 2006, Institute of International Education*

## UCSD International Scholars Male / Female Ratio



<b>Male Scholars</b>	<b>1,250</b>	<b>66%</b>
<b>Female Scholars</b>	<b>650</b>	<b>34%</b>
<hr/>		
<b>Total Scholars</b>	<b>1,900</b>	<b>100%</b>

## GEOGRAPHIC ORIGIN OF INTERNATIONAL SCHOLARS (Researchers & Faculty) 2005- 2006



### UCSD Countries Most Represented by International Scholars\*

Country	Number	% of total
1. China	321	17.4%
2. Japan	180	9.7%
3. South Korea	152	8.2%
4. Germany	131	7.1%
5. India	118	6.4%
6. France	106	5.7%
7. Italy	96	5.2%
8. United Kingdom	70	3.8%
9. Spain	58	3.1%
10. Mexico	57	3.1%

### Nationally Countries Most Represented by International Scholars\*

Country	Number	% of total
1. China	19,017	19.6%
2. Korea	8,907	9.2%
3. India	8,836	9.1%
4. Japan	5,600	5.8%
5. Germany	5,117	5.3%
6. Canada	4,496	4.6%
7. France	3,380	3.5%
8. U.K.	3,334	3.4%
9. Italy	2,983	3.1%
10. Russia	2,402	2.5%

\* Source: *Open Doors 2006, Institute of International Education*

## UCSD NONIMMIGRANT STUDENTS AND SCHOLARS SERVED BY THE INTERNATIONAL CENTER 2005 - 2006

Total	Country of Citizenship	Under-graduates	Graduate Students	Other Students <sup>1</sup>	Scholars <sup>2</sup>	University Extension <sup>3</sup>
3	Algeria			1	2	
1	Antigua and Barbuda				1	
24	Argentina	1	8		13	2
33	Australia	1	7	17	8	
20	Austria		1	3	16	
3	Bangladesh		1		2	
3	Belarus		2		1	
16	Belgium	1	2		12	1
118	Brazil	3	13	7	42	53
9	Bulgaria		3		6	
117	Canada	12	48	5	52	
30	Chile	1	4	9	14	2
649	China	43	243	35	321	7
17	Colombia		7		9	1
1	Congo, Democratic Republic of The				1	
4	Costa Rica		2		1	1
5	Croatia		2		3	
1	Cuba				1	
2	Cyprus		1		1	
4	Czech Republic		1		3	
28	Denmark		3	7	17	1
1	Dominican Republic					1
3	Ecuador				3	
12	Egypt		1	2	9	
1	El Salvador		1			
14	England		2	8	4	
10	Finland		2	1	5	2
143	France	5	17	7	106	8
1	Gaza Strip		1			
186	Germany	2	21	21	131	11
1	Ghana				1	
24	Greece		16		8	
1	Guadeloupe				1	
97	Hong Kong	75	8	11	3	
5	Hungary				5	
251	India	18	109	6	118	
47	Indonesia	42	3		2	
42	Iran	3	22	4	8	5
5	Iraq		1		4	
15	Ireland		5		10	
50	Israel		7	1	39	3
273	Italy	2	22	17	96	136
1	Ivory Coast					1
1	Jamaica				1	
707	Japan	65	56	33	180	373
1	Jarvis Island (COB)				1	
3	Jordan		1		1	1
1	Kazakhstan			1		
1	Kenya				1	
7	Kuwait		2			5
1	Latvia					1
6	Lebanon	2	2		2	
2	Libya		1		1	
1	Luxembourg		1			
6	Macau	4	1		1	

Total	Country of Citizenship	Under-graduates	Graduate Students	Other Students <sup>1</sup>	Scholars <sup>2</sup>	University Extension <sup>3</sup>
14	Malaysia	7	3	2	2	
124	Mexico	16	27	14	57	10
2	Moldova				2	
5	Morocco	2		1	2	
6	Myanmar, Union of	4	2			
2	Nepal				2	
54	Netherlands		5	14	34	1
2	Netherlands Antilles		1		1	
12	New Zealand	2	4	2	4	
5	Nigeria	2	1		2	
21	Norway		2	2	16	1
1	Oman				1	
3	Pakistan	1			2	
1	Palau		1			
3	Panama	1	1		1	
7	Peru		3	1	3	
17	Philippines	6	3		8	
17	Poland	1	2	1	12	1
17	Portugal	5	4		8	
12	Romania		6		5	1
47	Russia	1	14	1	30	1
1	San Marino		1			
64	Saudi Arabia				2	62
2	Scotland				2	
10	Serbia and Montenegro		4		6	
1	Sierra Leone				1	
39	Singapore	15	13	9	2	
5	Slovakia				5	
1	Slovenia				1	
4	South Africa	1	1	1	1	
1269	South Korea	151	106	144	152	716
98	Spain		15	3	58	22
8	Sri Lanka	1	1		6	
1	Sudan				1	
30	Sweden	1	3	6	16	4
68	Switzerland	3	5		23	37
1	Syria		1			
350	Taiwan	53	96	7	35	159
42	Thailand	8	11	3	6	14
2	Tunisia				2	
90	Turkey		24	2	14	50
1	Turkmenistan				1	
17	Ukraine	1	1		14	1
10	Union of Soviet Socialist Republics				10	
127	United Kingdom	19	7	30	70	1
14	United States (COB)				1	13
2	Uruguay				2	
2	Uzbekistan	2				
9	Venezuela	2		2	5	
19	Vietnam	9	6	2	2	
1	Yugoslavia				1	
1	Zaire				1	
1	Zambia	1				
1	Zimbabwe				1	
<b>5,671</b>	<b>Totals</b>	<b>595</b>	<b>1,024</b>	<b>443</b>	<b>1,900</b>	<b>1,709</b>

<sup>1</sup> Other Students includes a) Students enrolled in the Global Leadership Institute, an IR/PS certificate program; and b), F-1 & J-1 students with post-completion work authorization in fields directly related to their recent academic studies.

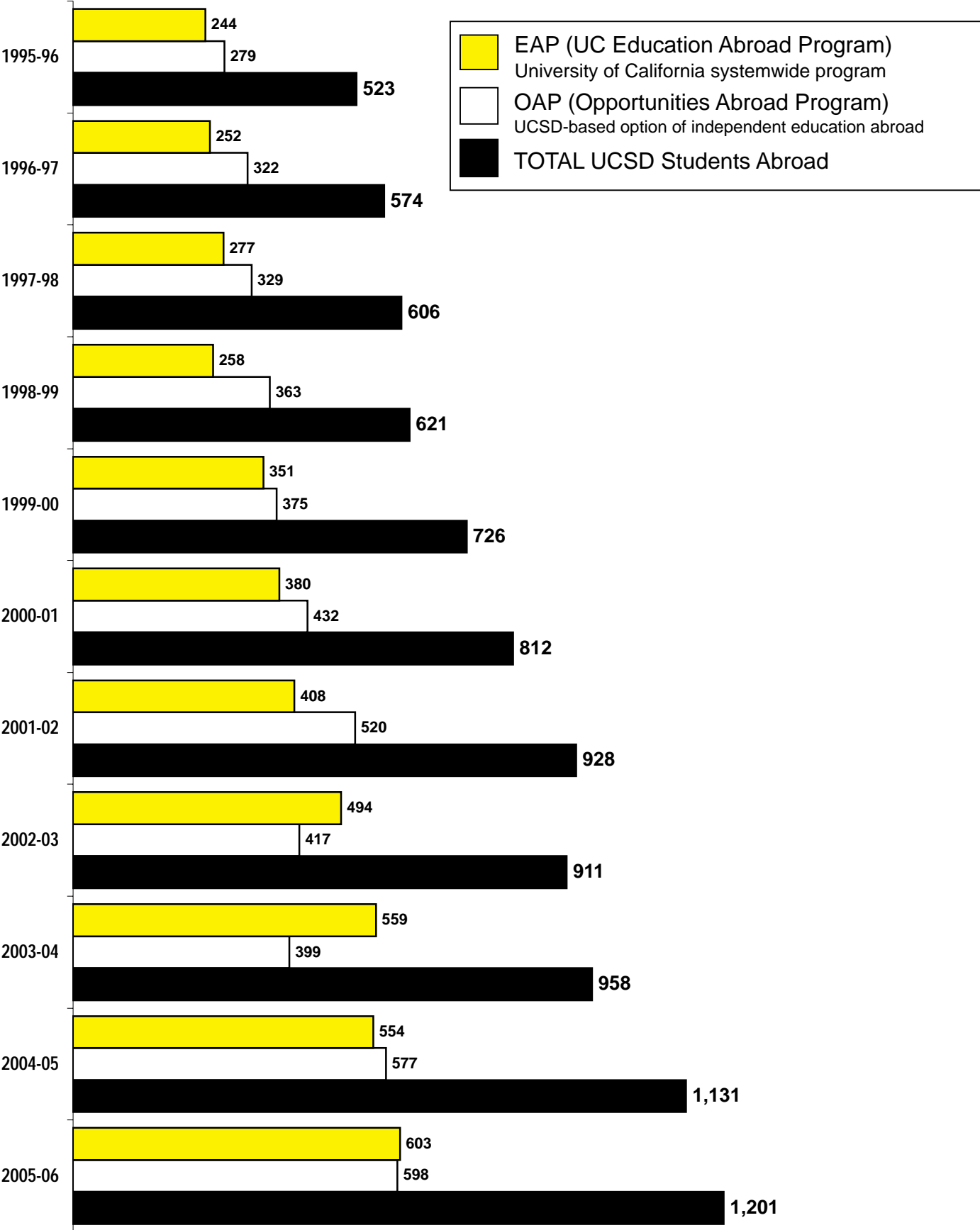
<sup>2</sup> Scholars are international researchers and faculty officially hosted by UCSD.

<sup>3</sup> UCSD Extension English Language Program (mostly short-term English Language Program students).

# **PROGRAMS ABROAD OFFICE STATISTICS 2005-2006**

Growth of UCSD Study Abroad Participation.....	15
Program Participation By World Area.....	16
Program Participation by Country.....	17
Academic Majors, Minors and Graduate Students Abroad.....	18
Participation by College & Level, Financial Need Analysis, & Family Income Level .....	19
Participation by Ethnic Representation & Gender.....	20
Participation by Program Type & Length of Stay.....	21
Comparative UC-Wide Participation Rates.....	22

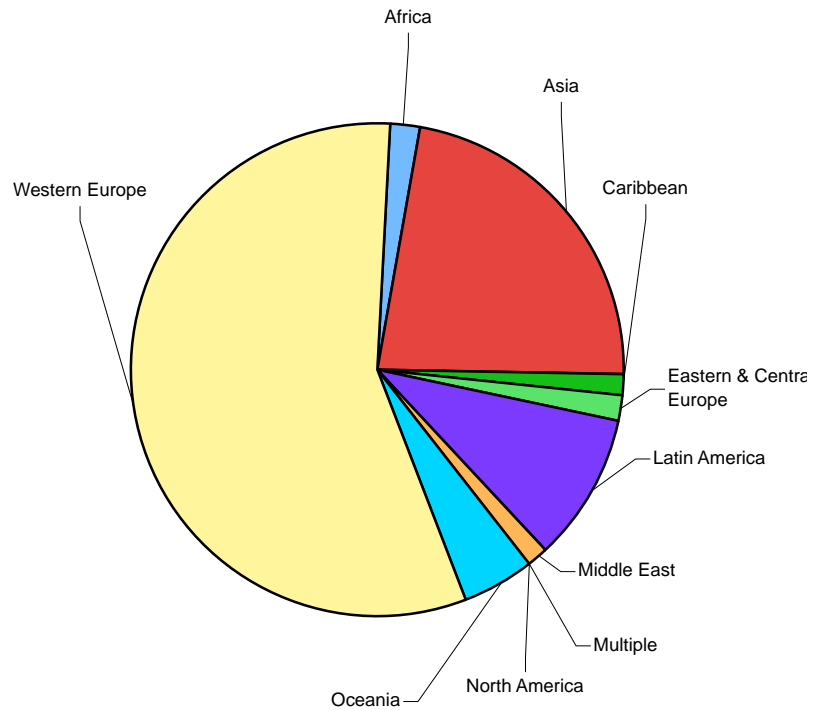
# GROWTH OF UCSD PROGRAMS ABROAD PARTICIPATION FROM 1995 TO 2006



# 2005-06 UCSD STUDY ABROAD PARTICIPATION BY WORLD AREA

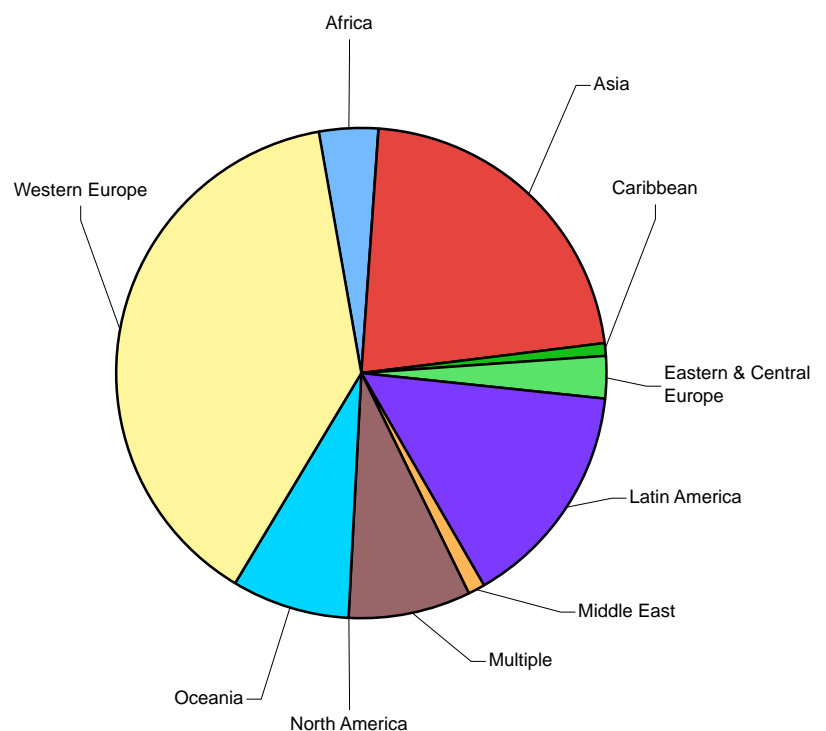
Education Abroad Program		
Region	# Participants	%
Africa	11	1.8%
Asia	137	22.7%
Caribbean	7	1.2%
Eastern & Central Europe	10	1.7%
Latin America	59	9.8%
Middle East	8	1.3%
Multiple	0	0.0%
North America	1	0.2%
Oceania	28	4.6%
Western Europe	342	56.7%
<b>TOTAL</b>	<b>603</b>	<b>100%</b>

Education Abroad Program (EAP)



Opportunities Abroad Program		
Region	# Participants	%
Africa	24	4.0%
Asia	131	21.9%
Caribbean	5	0.8%
Eastern & Central Europe	16	2.7%
Latin America	89	14.9%
Middle East	8	1.3%
Multiple	48	8.0%
North America	0	0.0%
Oceania	46	7.7%
Western Europe	231	38.6%
<b>TOTAL</b>	<b>598</b>	<b>100%</b>

Opportunities Abroad Program (OAP)





## 2005-06 UCSD PROGRAMS ABROAD PARTICIPATION BY COUNTRY

Country	EAP	OAP	Total	Country	EAP	OAP	Total
Albania	--	1	1	Korea	30	8	38
Argentina	--	15	15	Kyrgyzstan	--	1	1
Australia	23	36	59	Lesotho	--	1	1
Austria	--	2	2	Malawi	--	2	2
Azerbaijan	--	1	1	Mexico	15	10	25
Barbados	7	1	8	Morocco	--	1	1
Bolivia	--	1	1	Mozambique	--	1	1
Brazil	8	2	10	Namibia	--	2	2
Cameroon	--	1	1	Netherlands	7	1	8
Canada	1	0	1	New Zealand	5	7	12
Chile	23	11	34	Nicaragua	--	4	4
China	37	56	93	Nigeria	--	1	1
Colombia	--	1	1	Panama	--	2	2
Costa Rica	13	24	37	Paraguay	--	2	2
Cuba	--	1	1	Peru	--	11	11
Czech Republic	--	4	4	Philippines	--	3	3
Denmark	4	1	5	Puerto Rico	--	1	1
Dominican Republic	--	2	2	Romania	--	1	1
Ecuador	--	1	1	Russia	3	6	9
Egypt	6	1	7	Senegal	--	2	2
El Salvador	--	1	1	Singapore	6	1	7
Fiji	--	1	1	South Africa	8	1	9
France	52	25	77	Spain	58	79	137
Gambia	--	2	2	Sri Lanka	--	1	1
Germany	10	6	16	Sweden	19	0	19
Ghana	3	2	5	Switzerland	--	4	4
Greece	--	3	3	Taiwan	2	4	6
Guatemala	--	1	1	Tanzania	--	3	3
Guinea	--	1	1	Thailand	3	2	5
Guyana	--	1	1	Togo	--	2	2
Honduras	--	2	2	Turkey	2	2	4
Hong Kong	20	3	23	Turkmenistan	--	1	1
Hungary	7	0	7	U.A.E.	--	1	1
India	7	3	10	Ukraine	--	2	2
Ireland	14	6	20	United Kingdom	90	73	163
Israel	--	2	2	Vanuatu	--	2	2
Italy	88	31	119	Vietnam	1	2	3
Japan	31	45	76	Yugoslavia	--	1	1
Jordan	--	2	2	Zambia	--	1	1
Kazakhstan	--	1	1	Multiple*	--	48	48
Kenya	--	1	1	<b>TOTAL</b>	<b>603</b>	<b>598</b>	<b>1,201</b>

\* Multiple denotes programs specially designed to take participants to more than one country  
eg: Semester at Sea.

## 2005-06 ACADEMIC MAJORS, MINORS AND GRADUATE PROGRAMS REPRESENTED AMONG UCSD STUDENTS ABROAD

MAJORS AND PROGRAMS	Number Abroad by Major	Percent of Total Abroad	UCSD UPPER DIVISION MAJORS	Percent of Major Abroad
AMES/MAE	14	1.2%	657	2%
Anthropology	23	1.9%	166	14%
Bio-Engineering	22	1.8%	568	4%
Biology	154	12.8%	2,506	6%
Chemistry & Biochemistry	28	2.3%	557	5%
Classical Studies	1	0.1%	9	11%
Cognitive Sciences	20	1.7%	257	8%
Communication	49	4.1%	506	10%
CSE	15	1.2%	556	3%
ECE	15	1.2%	519	3%
Economics	131	10.9%	1,445	9%
Ethnic Studies	6	0.5%	62	10%
History	32	2.7%	294	11%
Human Development	28	2.3%	213	13%
Linguistics	13	1.1%	79	16%
Literature: Composite	0	0.0%	3	0%
Literature: English	18	1.5%	100	18%
Literature: French	0	0.0%	4	0%
Literature: Spanish	5	0.4%	24	21%
Literature: World	4	0.3%	30	13%
Literature: Writing	19	1.6%	75	25%
Mathematics	12	1.0%	280	4%
Music	8	0.7%	106	8%
Philosophy	8	0.7%	80	10%
Physics	7	0.6%	130	5%
Political Science	129	10.7%	838	15%
Psychology	90	7.5%	942	10%
Sociology	36	3.0%	276	13%
Theatre/Dance	11	0.9%	114	10%
Visual Arts	52	4.3%	455	11%
<b>Interdisciplinary Programs</b>				
Chinese Studies	1	0.1%	17	6%
Critical Gender Studies	1	0.1%	24	4%
Environmental Systems	15	1.2%	61	25%
Independent Studies	2	0.2%	2	100%
International Studies	119	9.9%	399	30%
Italian Studies	6	0.5%	6	100%
Judaic Studies	0	0.0%	4	0%
Japanese Studies	8	0.7%	31	26%
Latin American Studies	1	0.1%	10	10%
Religious Studies	0	0.0%	19	0%
Russian Studies	1	0.1%	2	50%
Third World Studies	1	0.1%	3	33%
Urban Studies	14	1.2%	95	15%
Graduate Programs	35	2.9%	n/a	n/a
Undecided	47	3.9%	111	42%
<b>Totals:</b>	<b>1,201</b>	<b>100%</b>	<b>12,635</b>	<b>9%</b>

### NOTES: Regarding MAJORS

1. Majors in this chart are self-reported by participants prior to departure.
2. UCSD majors not represented by 2005-06 study abroad participants are not included in this chart.

MINOR	Number Abroad by Minor
Chinese Studies	12
Communication	11
Economics	19
Japanese Studies	5
Law & Society	17
Literature: Spanish	37
Middle East Studies	1
Music	22
Political Science	10
Psychology	18
Visual Arts	24

### NOTES: Regarding MINORS

1. The above chart includes a selected list of minors commonly represented among study abroad participants.
2. Students often complete requirements for a minor in these fields while abroad.

**2005-06 PROGRAMS ABROAD PARTICIPATION  
BY COLLEGE AND LEVEL**

<b>UCSD Students Abroad College/Level</b>	<b>EAP</b>	<b>OAP</b>	<b>Total Abroad</b>	<b>EAP Reciprocal Exchange Students At UCSD</b>
Revelle College	80	68	<b>148</b>	54
Muir College	113	111	<b>224</b>	20
Marshall College	112	146	<b>258</b>	19
Warren College	92	77	<b>169</b>	18
Roosevelt College	167	139	<b>306</b>	51
Sixth College	36	25	<b>61</b>	19
Graduate Students	3	32	<b>35</b>	3
<i>IR/PS</i>	2	2	<b>4</b>	0
<i>Other grad</i>	1	30	<b>31</b>	3
<b>TOTAL</b>	<b>603</b>	<b>598</b>	<b>1,201</b>	<b>184</b>

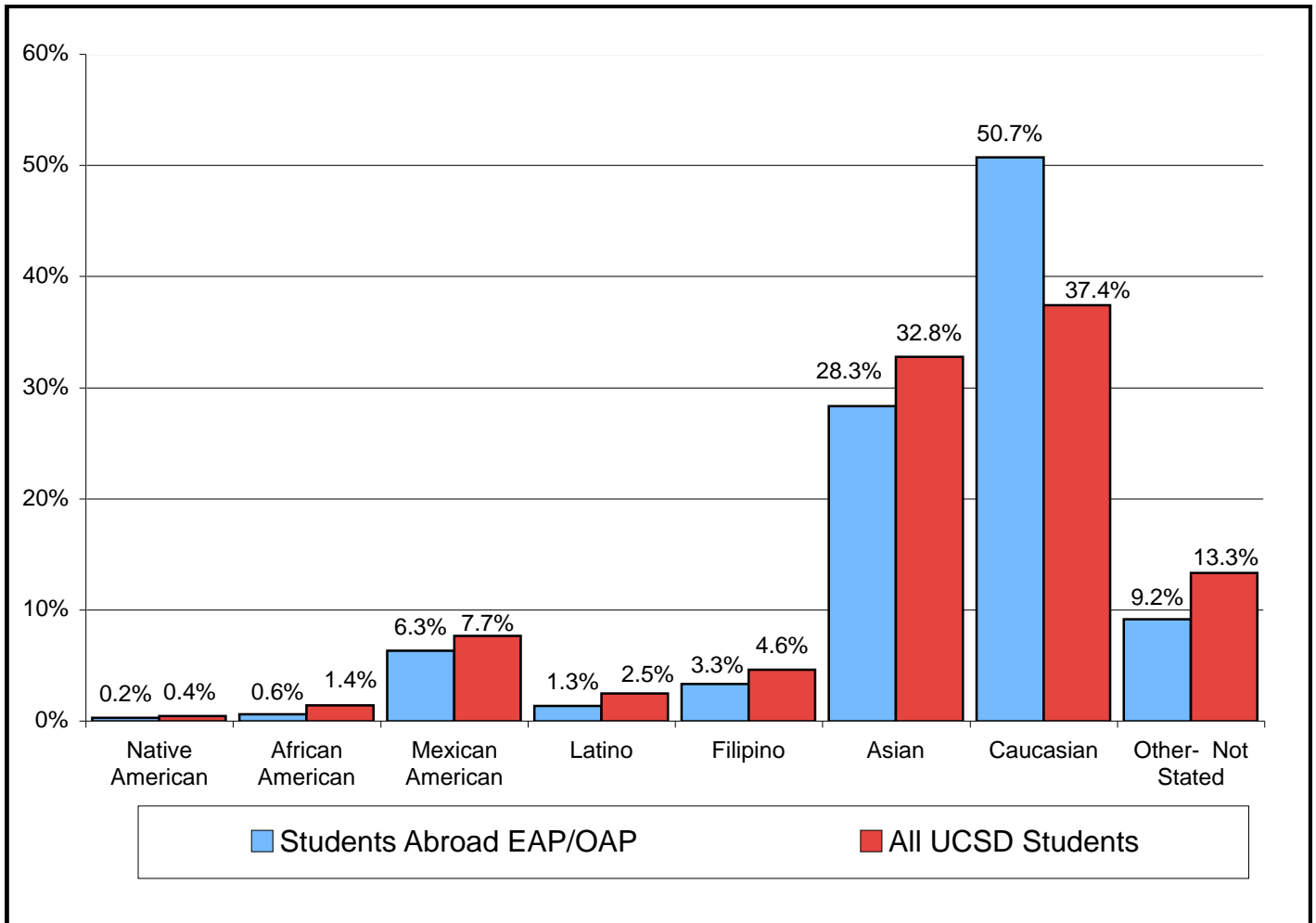
**2005-06 FINANCIAL NEED ANALYSIS (EFC)**

<b>Financial Aid Eligibility (EFC) EFC = Expected Family Contribution</b>	<b>All UCSD Undergrad 2005-06</b>	<b>UCSD EAP/OAP 2005-06</b>	<b>EAP</b>	<b>OAP</b>
High Need (EFC \$0-\$6000)	42%	28%	37%	19%
Moderate Need (EFC \$6001-\$18,000)	16%	12%	15%	9%
Low Need (EFC \$18,001-\$20,000)	1%	1%	1%	1%
Did not apply or no need (EFC \$20,000+)	41%	59%	47%	71%
<b>TOTAL %</b>	<b>100%</b>	<b>100%</b>	<b>100%</b>	<b>100%</b>

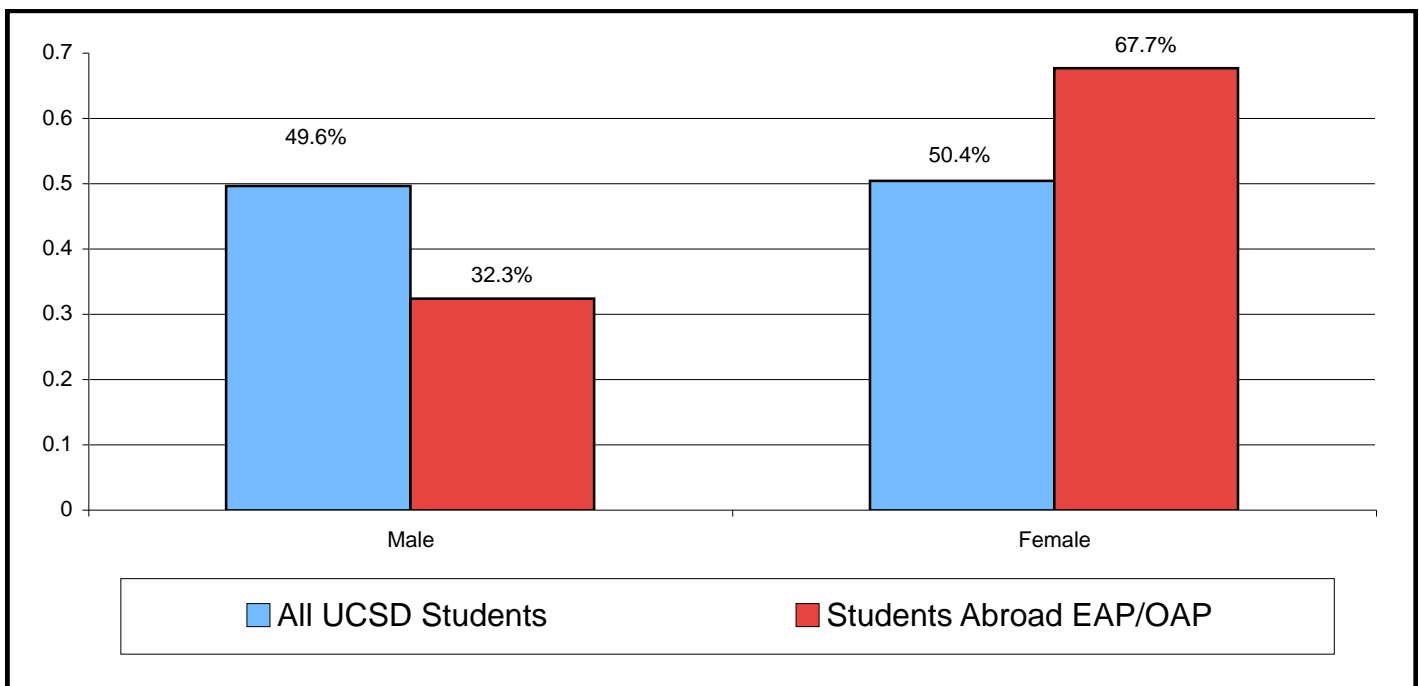
**2005-06 FAMILY INCOME LEVEL**

<b>Family Income Level</b>	<b>All UCSD Undergrad 2005-06</b>	<b>UCSD EAP/OAP 2005-06</b>	<b>EAP</b>	<b>OAP</b>
Low (<\$32,800)	28%	18%	23%	12%
Medium Low (\$32,801 - 65,600)	19%	14%	17%	11%
Medium High (\$65,601 - 98,400)	11%	7%	11%	4%
High (>\$98,401)	13%	12%	12%	12%
No information	29%	49%	37%	61%
<b>TOTAL %</b>	<b>100%</b>	<b>100%</b>	<b>100%</b>	<b>100%</b>

## 2005-06 ETHNIC REPRESENTATION IN PROGRAMS ABROAD



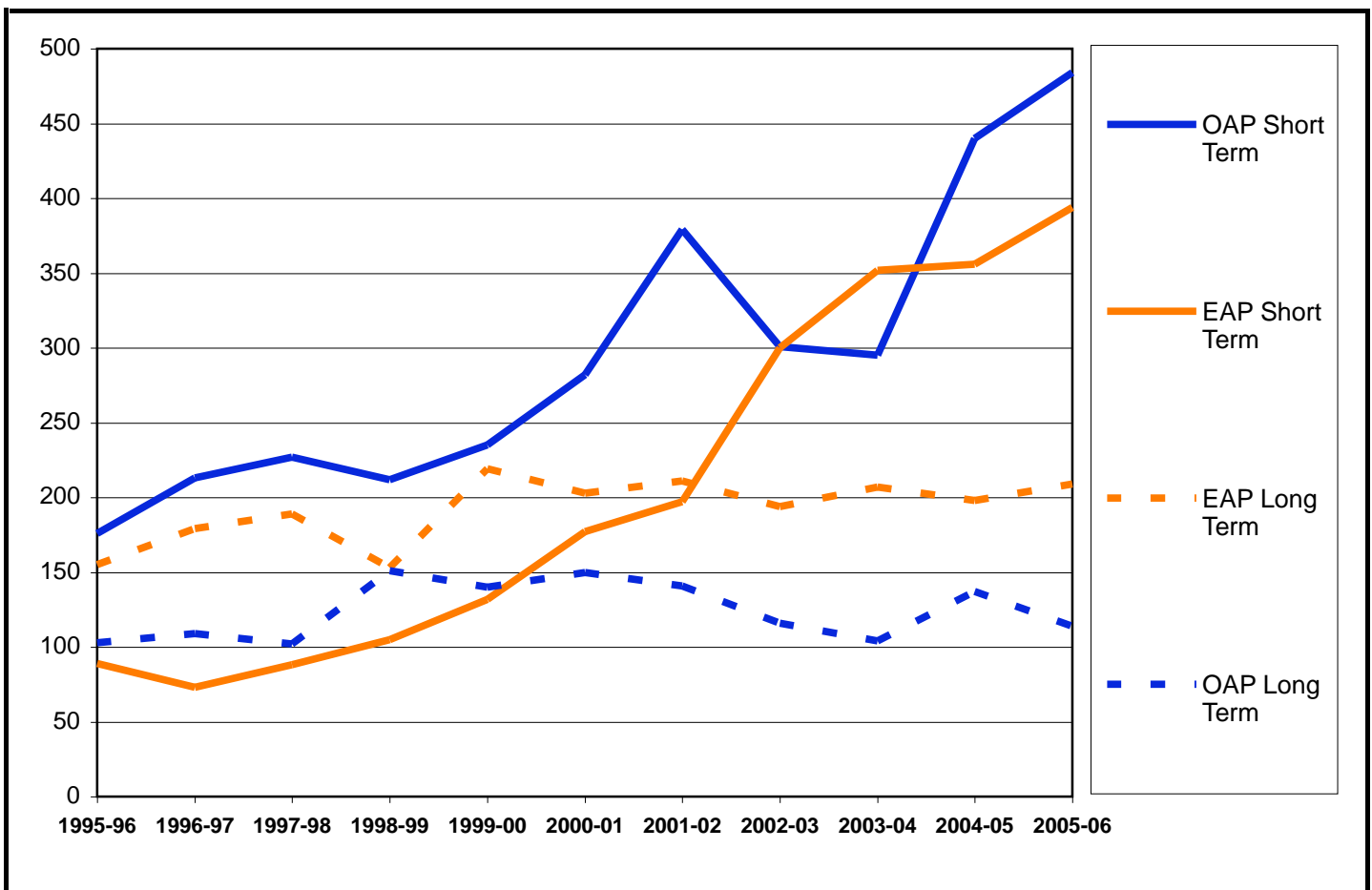
## 2005-06 PARTICIPANT GENDER IN PROGRAMS ABROAD



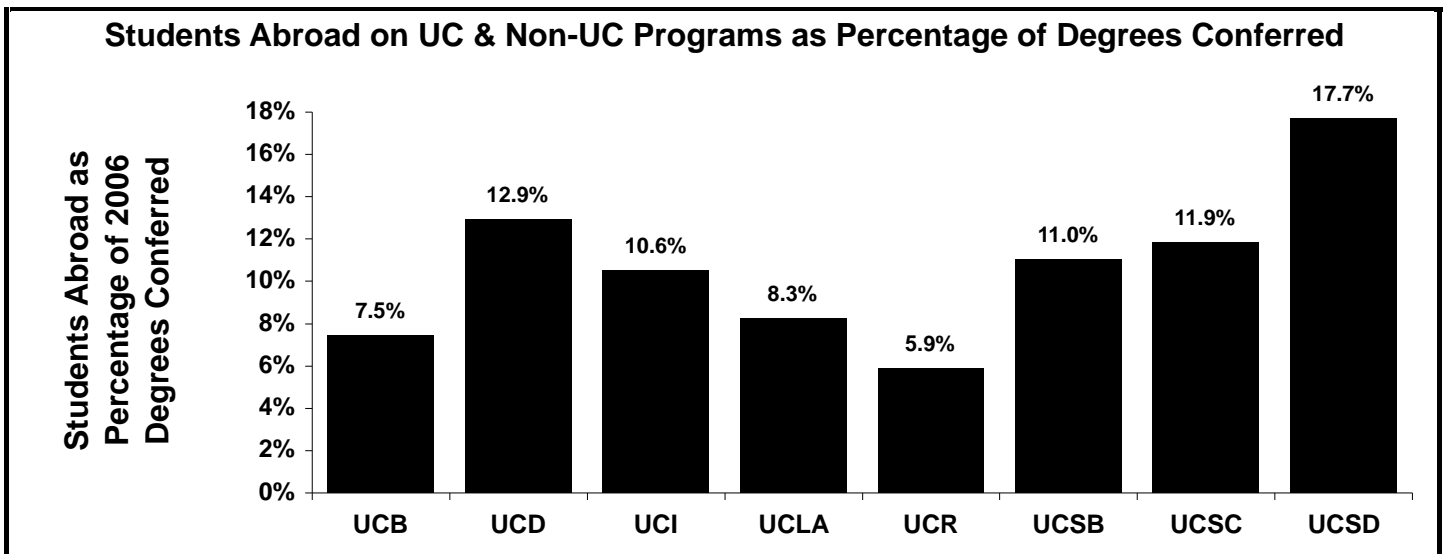
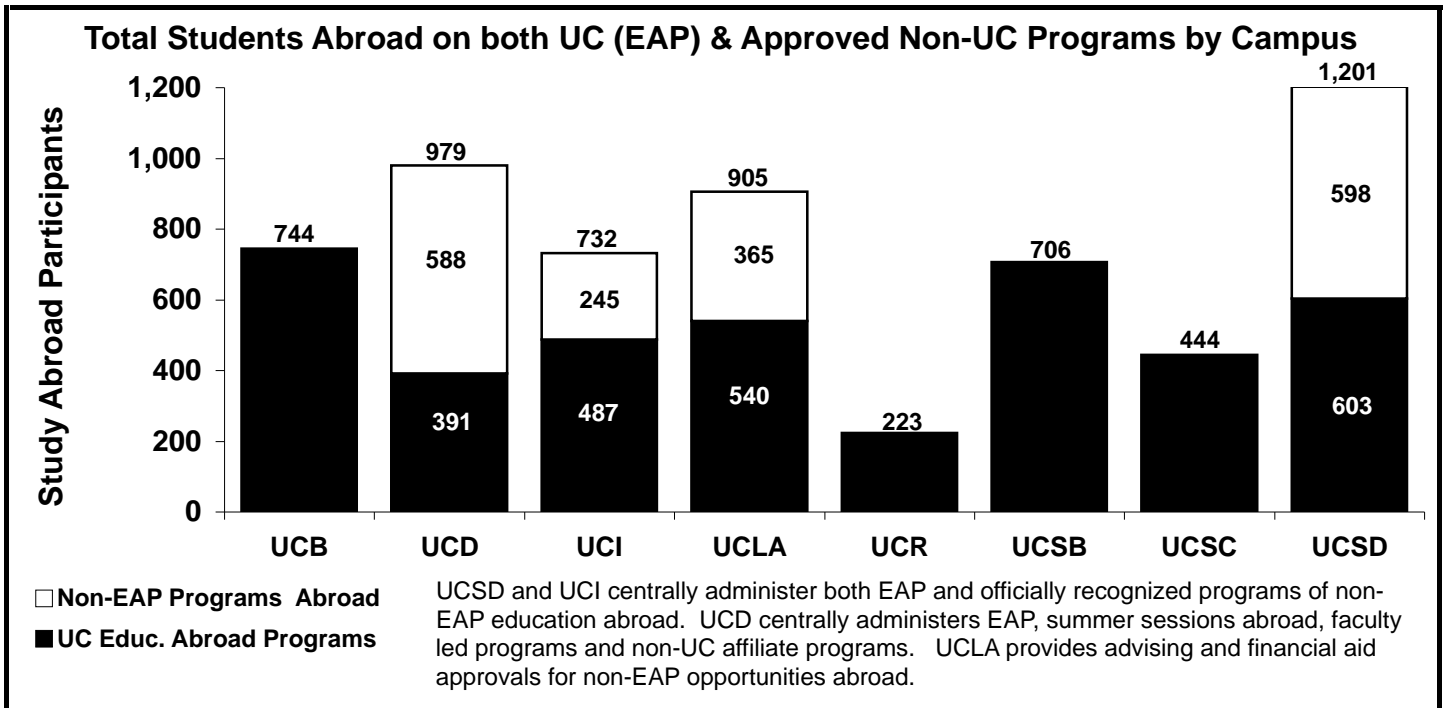
## 2005-06 PARTICIPATION BY PROGRAM TYPE

Program Type	EAP	OAP	Total
Study	603	356	959
Internship	0	24	24
Field Study	0	77	77
<b>Sub Total: Academic/Study Programs</b>	<b>603</b>	<b>457</b>	<b>1,060</b>
Educational Travel Programs	0	27	27
Volunteer	0	79	79
Teaching	0	27	27
Other Work	0	8	8
<b>Sub Total: Non-Study Programs</b>	<b>0</b>	<b>141</b>	<b>141</b>
<b>TOTAL</b>	<b>603</b>	<b>598</b>	<b>1,201</b>

## 1995-2006 PARTICIPATION BY PROGRAM LENGTH



## 2005-2006 PROGRAMS ABROAD PARTICIPATION BY UC CAMPUS



Students Abroad by Campus	744	979	732	905	223	706	444	1,201
2005-2006 Degrees Conferred	9,948	7,569	6,929	10,943	3,782	6,396	3,743	6,776
Study Abroad as % of Degrees Conferred	7.5%	12.9%	10.6%	8.3%	5.9%	11.0%	11.9%	17.7%

<b>Education Abroad Program Participation as Percentage of Degrees Conferred (Undergraduate &amp; Graduate)</b>								
	UCB	UCD	UCI	UCLA	UCR	UCSB	UCSC	UCSD
UC Education Abroad Participants (only)	744	391	487	540	223	706	444	603
2005-2006 Degrees Conferred	9,948	7,569	6,929	10,943	3,782	6,396	3,743	6,776
EAP as % of Campus Degrees Conferred	7.5%	5.2%	7.0%	4.9%	5.9%	11.0%	11.9%	8.9%

**COMMUNITY AND VOLUNTEER SUPPORT  
FOR THE INTERNATIONAL CENTER  
2005-2006**

2005-2006 Volunteers at the International Center..... 24

Financial Support from Community Organizations..... 25

Scholarship Funds Provided for International Education.....26

International Café Contributions..... 27

# 2005-2006 VOLUNTEERS AT THE INTERNATIONAL CENTER

## VOLUNTEER PROJECTS, COMMITTEES, AND BOARDS

American-English-in-Action Trained Volunteer Tutors (Tutored 113 International Students and Scholars)	75
Host Families in Host Family Program	104
“International Partners” Volunteers	32
“American Pie: Beneath the Crust” Community Service Volunteers	180
“International Café” Hosts (Rotating volunteers)	240
Weekly "International Cafe" Assistant Chefs	15
Orientation Assistants for New International Students & Scholars	21
Wednesday Coffee Volunteers (Friends, Oceanids, People-to-People)	20
Ethnic Dinners Volunteer Chefs and Assistants	60
Cooking Class Volunteer Teachers	12
OCEANIDS Newcomers Organization Monthly Events	9
OCEANIDS Kitchen / Baby Furniture Exchange Volunteers	4
OCEANIDS “People-to-People” International Service Committee	20
Orientation Dinner Hosts and Assistants	46
Friends' Resale Shop Volunteers	35
“EXPO” Study Abroad Fair Volunteers	80
Returnee Volunteers: Selection Interviews and Orientations	366
EAP Reciprocal Exchange Student Volunteers	42
Board Members of the Friends of the International Center	27
International Co-op Nursery School Board Members	9
Friends Scholarship Committee Members	18
<b>TOTAL ACTIVE VOLUNTEERS</b>	<b>1,415</b>

## SUPPORT ORGANIZATION MEMBERSHIP

Friends of the International Center dues paying members	242
UCSD Oceanids dues paying members	370
<b>SUPPORT ORGANIZATION MEMBERS</b>	<b>612</b>



## FINANCIAL SUPPORT RECEIVED FROM COMMUNITY ORGANIZATIONS

### **FRIENDS OF THE INTERNATIONAL CENTER**

Friends' International Graduate Student Scholarships	\$14,000
Friends' Study Abroad Scholarships	12,500
Friends' Annual Dinner for Volunteer Awards and Scholarship Recipients	890
Holiday Programs	270
Volunteer Recognition - Friends Resale Shop Volunteers	90
Building and Grounds	28
International Student Orientation Dinner	424
Programs Abroad Returnee Welcome Reception	424
Wednesday Coffee Hours for International Spouses	200
Parking Permits for Friends' Volunteers	9,828
Friends' Donation to International Club Programs	300
Friends' Sponsorship of an International Cafe	150
Reference Books for Friends' Tutor Library	66
Tutor Volunteer Program	400
Newsletter of International Center activities for Members & Community	4,242
Gift from Samuel Rapaport, MD for the Joyce C. Rapaport Memorial Fund	3,000
Gift from Frederick and Clara Wall via Friends for Scholarships	2,500
Gift from Jerry & Barbara Fitzsimmons for Scholarships	1,000
Gift from Wolf & Renate Berthold for Scholarships	<u>1,000</u>
<b>Friends' Subtotal</b>	<b>\$51,312</b>

### **UCSD OCEANIDS**

Oceanids Newcomers Monthly Events	\$985
Oceanids Sponsorship of an International Cafe	150
Parking Permits for Oceanids Volunteers	<u>3,822</u>
<b>Oceanids' Subtotal</b>	<b>\$4,957</b>

**TOTAL COMMUNITY FINANCIAL CONTRIBUTION: \$56,269**

## **SCHOLARSHIP FUNDS PROVIDED FOR INTERNATIONAL EDUCATION**

### **SCHOLARSHIP DONATIONS FROM THE COMMUNITY**

Friends' International Graduate Student Scholarships	\$14,000
Friends' Study Abroad Scholarships	12,500
Alliance Française de San Diego	2,000
Betty R. Tate International Scholarships for Study Abroad	31,750
Chris Borton Memorial Study Abroad Scholarship	12,000
Eleanor Roosevelt College Scholarships	10,250
Ernest Mort International Scholarship	2,000
Fliesbach International Scholarship	2,000
So Family Endowed Undergraduate Scholarship	3,000
UCSD Judaic Studies Scholarships (Dorot Foundation)	<u>4,000</u>
<b>Subtotal</b>	<b>\$93,500</b>

### **SCHOLARSHIP CONTRIBUTIONS WITHIN UCSD**

Vice Chancellor Research/Dean Graduate Studies	\$9,000
Vice Chancellor Student Affairs Study Abroad Scholarships	10,000
School of Medicine	3,000
Financial Aid Office Matching Friends Scholarships for Study Abroad	3,000
EAP Reciprocity Scholarships	<u>32,000</u>
<b>Subtotal</b>	<b>\$57,000</b>

### **SCHOLARSHIP CONTRIBUTIONS FROM SYSTEM-WIDE EAP**

University-wide EAP Scholarships	\$150,000
Duttenhaver EAP Scholarships	40,000
Dan Wise EAP Scholarships	<u>20,000</u>
<b>Subtotal</b>	<b>\$210,000</b>

### **NATIONAL / INTERNATIONAL SCHOLARSHIPS AWARDED TO UCSD STUDENTS**

Benjamin A. Gilman International Scholarships	\$28,900
Freeman Awards for Study in Asia	25,000
Government of Japan Study Abroad Scholarships	5,000
US-Japan Bridging Foundation	4,000
OAP Scholarships from Program Sponsors	<u>40,100</u>
<b>Subtotal</b>	<b>\$103,000</b>

Programs Abroad Scholarships	<b>\$463,500</b>
International Students Scholarships	<u><b>14,000</b></u>

**TOTAL SCHOLARSHIP FUNDS PROVIDED      \$477,500**

## 2005-2006 INTERNATIONAL CAFÉ CONTRIBUTIONS

SPONSOR	CONTRIBUTION	DATE	ATTENDANCE
La Jolla Presbyterian Church, Elaine Wilson	\$250	09/30/05	198
Golden Triangle Rotary Club, John Peha	\$250	10/07/05	249
Torrey Pines Rotary, Bernard Streiff	\$250	10/14/05	244
La Jolla Rotary, Rick Rutstein	\$250	10/21/05	230
UCSD Retirement Association, Suzan Cioffi	\$200	10/28/05	164
Biological Sciences, Joanna Mancusi	\$250	11/04/05	256
International Center-IEW	\$0/Catering In Kind	11/18/05	263
International Center Volunteers	\$0/Catering In Kind	01/13/06	163
Anonymous	\$150	01/20/06	202
Del Mar Rotary, Alan Arkless	\$300	01/27/06	179
La Jolla Presbyterian Church, Elaine Wilson	\$250	02/03/06	204
Oceanids, Barbara Starkey	\$150	02/10/06	183
UCSD Retirement Association, Suzan Cioffi	\$200	02/17/06	196
IRPS, Kathy Massey	\$250	02/24/06	157
Sponsor Cancelled (Torrey Pines Rotary)	\$0	03/03/06	181
Ludwig Institute, Dianne Peacock	\$250	03/10/06	185
Radiology-Paradon	\$250	03/17/06	170
La Jolla Rotary, Maureen Schwartz	\$250	04/07/06	148
Global Leadership Institute	\$250	04/14/06	148
Del Mar Rotary	\$300	04/21/06	186
Outback Adventures	\$250	04/28/06	214
Torrey Pines Rotary	\$250	05/05/06	215
Friends of the International Center	\$150	05/12/06	154
UCSD Retirement Association	\$200	05/19/06	201
International Studies Program	\$125	05/26/06	182
Institute for Continued Learning	<u>\$250</u>	06/02/06	<u>203</u>

**CASH CONTRIBUTIONS: \$5,275**

**TOTAL ATTENDANCE: 5,075**

Estimated value of Catering "In Kind": **\$500**

**TOTAL VALUE OF CONTRIBUTIONS: \$5,775**

**FACULTY INVOLVEMENT AND OVERSIGHT  
OF  
UCSD INTERNATIONAL EDUCATION  
2005-2006**

Faculty Oversight and Participation in Programs Abroad..... 29

UCSD Faculty on EAP Advisory and Program Review Committees.....30

UCSD Faculty Study Abroad Advising Liaisons Designated by  
Academic Departments and Programs..... 31

Academic Senate Committee on International Education (CIE)  
Annual Report ..... 32-33

## **FACULTY OVERSIGHT AND PARTICIPATION IN PROGRAMS ABROAD**

### **2005-2006 FACULTY DIRECTORS OF PROGRAMS ABROAD (Appointed by the Senior Vice Chancellor of Academic Affairs)**

Professor David Mares, Political Science (1999-2006): Director  
Professor Ramon Piñon, Biology (1999-2006): Associate Director

### **2005-2006 ACADEMIC SENATE COMMITTEE ON INTERNATIONAL EDUCATION**

Professor Yingjin Zhang, Literature, Chair  
Professor Ellen Comisso, Political Science, Vice Chair  
Professor Giovanna Casola, Radiology  
Professor Richard L. Hauger, Psychiatry  
Professor Michael Monteón, History  
Professor Chinary Ung, Music  
Professor Ivan K. Schuller, Physics  
Professor David R. Mares, Faculty Director, ex officio  
Professor Ramon Piñon, Assistant Faculty Director, ex officio  
Professor Warren Lockette, Medicine, Faculty Liaison, International House

### **UCSD FACULTY SERVING OR APPOINTED AS EAP STUDY CENTER DIRECTORS**

Professor Tracy Strong, Political Science/Philosophy, Lyon, France (2004-05)  
Professor Kaare Strom, Political Science, Sweden/Denmark (Summer 2005 and 2006)  
Professor Peter H. Smith, Political Science, Granada, Spain (2005-07)  
Professor Todd Kontje, Literature, Germany (2006-08)  
Professor William Chandler, International Comparative Area Studies, Bordeaux, France (2007-2009)  
Professor Ramon Gutierrez, Ethnic Studies, Granada, Spain (2007-2009)

### **UCSD REPRESENTATIVE TO UC-WIDE ACADEMIC SENATE COMMITTEE ON INTERNATIONAL EDUCATION**

Professor Yingjin Zhang, Literature

### **UCSD FACULTY ON EAP SELECTION COMMITTEES**

Australia	Professor Ramon Piñon, Biology
Chile	Professor Ramon Piñon, Biology
China	Professor Sammy Cha, History
China	Professor Joseph Esherick, History
Costa Rica	Professor James Nieh, Biology
Ghana	Professor Robert Cancel, Literature
Japan	Professor David Mares, Political Science
Russia	Professor Rebecca Wells, Literature
South Africa	Professor Robert Cancel, Literature
Spain	Professor Ramon Piñon, Biology
Sweden	Kaare Strom, Political Science

## UCSD FACULTY ON EAP ADVISORY AND PROGRAM REVIEW COMMITTEES

Concepción Review Committee Chair, (05-06)	Professor Grant Goodall, Linguistics
France Review Committee (05-06)	Professor Lisa Lowe, Literature
Thailand Review Committee (06-07)	Professor Krislert Samphantharak, IR/PS
Canada Review Committee, Chair (06-07)	Professor William Chandler, Political Science
Rome Through the Ages Program Standing Advisory Committee	Professor John Marino, History
Siena Language and Culture Program Standing Advisory Committee	Professor Stephanie Jed, Literature
Madrid Summer Curriculum Advisory Committee	Professor Grant Goodall, Linguistics Professor Beatrice Pita, Literature
Joint Lund-UC Summer Program Steering Committee	Professor Kaare Strom, Political Science Professor J. Lawrence Broz, Political Science
UC-Fudan University Joint Program in International Studies Steering Committee	Professor Richard Madsen, Sociology Professor Stephen Haggard, IR/PS
UK Immersion Strategy Committee	Professor Nancy Guy, Music
Imperial College, London, Proposal Review	Professor Scott Baden, Computer Science & Engineering Professor Richard Herz, Chemical Engineering Professor Charles Tu, Electrical Engineering Professor J. Douglass MacDougall, Earth Sciences
ICU-UC Joint Program in Contemporary Japanese Culture, Proposal Review	Professor Stefan Tanaka, History, Director of Japanese Studies Program
ICU-UC Joint Program in Contemporary Japanese Culture, Lang. Course Design	Professor Tohsaku Yasu-Hiko, IR/PS, Director of Japanese Language Program
Consultation regarding proposal to move Vietnam program to Hanoi University	Kimloan Hill, Lecturer, Linguistics
Ghana Standing Advisory Committee	Professor Zeinabu Davis, Communication Professor Boatema Boateng, Communication
Arabic Language Advisory Group	Professor Sonai Ghattas-Soliman, Linguistics

## 2005-2006 FACULTY STUDY ABROAD ADVISING LIAISONS DESIGNATED BY ACADEMIC DEPARTMENTS AND PROGRAMS

African Studies	Professor Benetta Jules-Rosette
Anthropology	Professor Esra Ozyurek
Bioengineering	Professor Robert Sah
Biology/Animal Phys/Neuroscience	Professor William Schafer
Biology/Biochem/Cell Biology	Professor Nigel Crawford
Biology EBE	Professors Roy Kaustuv, Chris Wills
Biology General	Professors Ethan Bier, Immo Scheffler
Biology/Human	Professors Immo Scheffler, Chris Armour
Biology/Microbiology	Professors Stuart Brody, Kit Pogliano
Biology/Molecular Biology	Professor Randall Johnson
Chemistry	Professor Barbara Sawrey
Chinese Studies	Professor Yinjin Zhang
Classical Studies	Professor Anthony Edwards
Cognitive Science	Professor Jaime Pineda
Communication	Professor Jeff Haydu
Computer Science and Engineering	Professor Geoff Voelker
Critical Gender Studies	Professor Rosemary George
Earth Science	Professor Jane Teranes
ECE	Professor Kevin Quest
Economics	Professor Melissa Famulari
Environmental Systems	Professor Jane Teranes
Ethnic Studies	Professor Ana Celia Zentella
German Studies	Professor Billy O'Brien
History	Professor Cythia Truant
Human Development	Professor Joan Stiles
International Studies	Professor Clark Gibson
IR/PS	Professor Yasu-Hiko Tohsaku
Italian Studies	Professor Stephanie Jed
Japanese Studies	Professor Stefan Tanaka
Judaic Studies	Professor William Propp
Latin American Studies	Professor Leon Zamosc
Linguistics	Professor Sharon Rose
Literature Classics	Professor Anthony Edwards
Literature English	Professor Ron Berman
Literature French	Professor Winnie Woodhull
Literature German	Professor William O'Brien
Literature Hebrew	Professor Richard Friedman
Literature Italian	Professor Pasquale Verdicchio
Literature Russian	Professor Steven Cassedy
Literature Spanish	Professor Jaime Concha
Literature World	Professor Stephanie Jed
Literature Writing	Professors Eileen Myles, Pasquale Verdicchio
Mathematics	Professor Jan Bitmead
Middle East Studies	Professor Hasan Kayali
Philosophy	Professor Dana Nelkin
Physics	Professor Daniel Arovas
Political Science	Professor Kaare Strom
Psychology	Professor Ebbe Ebbesen
Religious Studies	Professor Richard Cohen
Russian & Soviet Studies	Professor Steven Cassedy
Sociology	Professor Jeff Haydu
Education Studies	Professor Randall Souviney
Theatre and Dance	Professors Patricia Rincon, Charlie Oates
Third World Studies	Professor Robert Cancel
Urban Studies and Planning	Professor Keith Pezzoli
Visual Arts	Professors Kim MacConnel, Brett Staulbaum, Jack Greenstein, Louis Hock

February 28, 2006

ANNUAL REPORT  
COMMITTEE ON INTERNATIONAL EDUCATION  
2004-05

*(Per the Academic Senate office, the 2005–06 Annual Report cannot be released until April 2007.)*

*Please see the online version of the International Center Annual Report for updates after 4/07:*

<http://icenter.ucsd.edu>

In 2004-2005 the UCSD Senate Committee on International Education (CIE) held three quarterly meetings and discussed a variety of issues, addressed in this report in sections grouped under various units and positions.

### **The University Committee on International Education (UCIE)**

UCIE held three quarterly meetings in the year, and many agenda items deal with the University Office of Education Abroad Programs (UOEAP) headquartered in Santa Barbara. The following were issues worthy of notice.

110% Cap on Unit Enrollment: On its November 2004 meeting, UCIE discussed the proposed 110% cap on unit enrollment and the potential impact to the UOEAP. Charging additional fees to students who exceed 110% of the minimum required number of units for graduation could be a possible deterrent to student participation in EAP.

Reviews of EAP Study Centers: All EAP study centers are periodically reviewed. Those up for review in the year were Hong Kong, Ghana, Spain, and a number of short-term programs. UOEAP appoints UC faculty from different campuses and includes one UCIE representative on each formal review committee. The committees meet in Santa Barbara, discuss concerns with the UOEAP staff, and make suggestions for improvement to UCIE.

Suspension of the Overseas Programs: In Spring 2005 UCIE considered whether to reopen EAP sites suspended due to terrorist threats (e.g., sites in Israel and the Philippines). Similar deliberation took place for UCSD's Opportunity Abroad Program (OAP), which decided to follow the EAP decision on closure despite students' petition.

Appointments of EAP Study Center Directors (SCDs): There were 18 openings of SCD in the year. UOEAP received 159 inquiries and 69 applications (19 from northern campuses and 26 from southern campuses). One center had no applicant (Egypt), while others received many (e.g., 11 for UK/I London Cal House). Professor Todd Kontje (Literature) was the only applicant from UCSD this year and was recommended for the Germany position. Since UCSD has very little representation of current SCDs, at the March 2005 meeting CIE members considered ways to encourage UCSD faculty to apply for SCDs in the future. Making available a list of former directors on campus to facilitate consultation and sending a letter to department chairs were considered as possible actions.

Three Other Developments: One development worthy of attention is a task force entrusted by UOEAP to (1) investigate the effectiveness of the model of appointing faculty to direct study centers and (2) to consider the possibility of restructuring study centers. Currently, a few centers (like those in Hong Kong) are administered by non-UC faculty, but academic quality is a concern. The second development covers several proposed programs, including University of Wageningen, Netherlands, Free University, Berlin, Fudan University, Shanghai, and two summer language programs in Paris and Madrid. The third development is an ongoing UOEAP effort at strategic planning, which focuses on academic integration on all UC campuses (see more below).

### **UCSD Faculty Directors**

Upon CIE recommendation, Professor David Mares has been reappointed as Faculty Director of EAP through June 30, 2006, and Professor Ramon Pinon reappointed as Associate Faculty Director of EAP for the same duration. Also upon CIE recommendation, Professor Mares was offered a summer stipend in 2005 so that he could continue to work on the academic integration project.

Funded in part by UOEAP, the project aims to integrate study abroad courses into UCSD curricula. As of May 2005, Professor Mares indicated significant progress in these programs and department—Latin American Studies, Political Science, Human Development, Linguistics, Chinese Studies, Japanese Studies, Biology. Other units in the work included Theater and Dance, Chemistry, Visual Arts, and work was slated to begin with Engineering, Cognitive Science, Communication, History, and Literature.



## UCSD International Center Activities

The UCSD International Center oversees two large areas of operations: the International Student/Scholars Office (ISSO) dealing with people from overseas, and the Programs Abroad Office (PAO) helping students going abroad. At the Fall meeting, Michael Hindi reported on ISSO activities, stating that the International Center's 2003-04 data show the number of international scholars continues to increase and the number of international students applying is declining, although the quality of students remains high and, therefore, enrollment remains high. Reporting on the federally mandated changes to the SEVIS reporting system on international scholars, students and dependents, Mr. Hindi described the deemed export issue and new security checks and the labor intensive impact of these on the International Center staffing. One new trend for international scholars to enter the US is their preference for H visa over J visa. The former is considered more prestigious, but processing H visas has proven expensive.

UCSD continues to outpace other UC campuses in total numbers of students abroad. Through EAP and OAP, UCSD sent 958 students abroad in 2003-2004, compared with 947 for UC Davis, 942 for UCLA, 790 for UC Berkeley, and 161 for UC Riverside. UCSD's success in this area, however, has created a heavy work load for the staff. At the Winter 2005 meeting, CIE members endorsed an International Center request for a new staff position.

## UCSD International Strategy Workgroup

A new development on campus last year was the formation of an International Strategy Workgroup, headed by Dean Richard Attiyeh and comprised of divisional deans and other campus leaders. The workgroup was initially charged to (1) assess UCSD's existing international presence, (2) identify institutions, nations, or regions with which UCSD should seek stronger relationship, and (3) evaluate adequacy of administrative and/or financial support for campus units seeking to build international connections. In Spring 2005 the workgroup extended membership to include Mary Dhooge, Director of International Center, and Yingjin Zhang, Chair of CIE.

Most workgroup members agree that UCSD, in spite of its growing academic reputation, lags behind its peers in international visibility. Some point out as a serious problem the absence of a campus-level authority coordinating all international activities, a position many research universities (e.g., Duke and University of Wisconsin-Madison) have had in place for a long time. A recommendation is made to create such a position in some fashion. As for nations in need of stronger relationship, China and Mexico are unanimously recommended.

## UC System-wide International Strategy

Gretchen Kalonji, the newly appointed Director of International Strategy Development in the UC Office of the President, spoke at the UICE May 12, 2005 meeting. She subsequently visited UCSD and presented her ideas to a meeting attended by CIE, the International Strategy Workgroup, and other campus representatives. How Professor Kalonji's initiatives would relate to existing programs on various campuses was a concern at the UCIE meeting.

## Proposal for a New *Ex Officio* Member

At the Fall 2004 meeting Professor Mares proposed to appoint the Faculty Director of the Institute for International, Comparative and Area Studies (IICAS) as an *ex officio* member of CIE. Professor Mares reported that Professor Miles Kahler, current Director of IICAS, also was the Director of the International Studies Program, an interdisciplinary major and minor program. IICAS, an organized research unit (ORU), is charged to promote research on international comparative and cross-regional topics. A proposal to change the CIE's bylaw to add the IICAS director as an *ex-officio* member was submitted to the UCSD senate.

Professor Kahler was invited and attended the CIE Spring 2005 meeting as a guest and drew attention to the IICAS Office of International Academic Exchange and Protocol (OIAEP), which, among other things, coordinates visits to UCSD by off-campus international education representatives, including Professor Kalonji's visit in May 2005.

Respectively submitted,

Giovanna Casola  
Richard Hauger  
Michael P. Monteon  
Ivan Schuller  
Chinary Ung

David R. Mares, *ex officio*  
Ramon Pinon, *ex officio*  
Anshu Abhat, Undergraduate Student Representative  
Ellen Comisso, Vice Chair  
Yingjin Zhang, Chair

**INTERNATIONAL HOUSE  
2005-2006**

**UCSD'S INTERNATIONAL LIVING/LEARNING CENTER**

**INTERNATIONAL SCHOLARS, GRADUATE STUDENTS, AND  
UNDERGRADUATE STUDENTS FROM ALL COLLEGES**

**Established at Pepper Canyon Apartments, September, 1988**

**Moved to New Facility on North Campus with the Great Hall, Fall 2003**

**Administered for the Campus by Eleanor Roosevelt College**

UCSD International House Residents Profile.....35-36

# 2005-2006 INTERNATIONAL HOUSE RESIDENT PROFILE

## Distribution by Country

# of residents cumulative all quarters

Algeria	1
Argentina	1
Australia	6
Austria	1
Brazil	4
Chile	8
China	11
Denmark	2
Egypt	2
Finland	1
France	7
Germany	10
Hungary and US*	1
India	1
Italy	12
Japan	12
Korea	10
Lebanon	1
Lebanon and US*	2
Malaysia	1
Mexico	1
Netherlands	9
New Zealand	3
Nigeria	1
Philippines	2
Scotland	1
Singapore	4
South Africa	1
Spain	1
Sweden	2
Taiwan	2
Thailand	4
Turkey	2
United Kingdom	24
United States	141
Vietnam	2
<b>Total</b>	<b>294</b>

\* dual citizenship

## I-House Capacity

Capacity per quarter

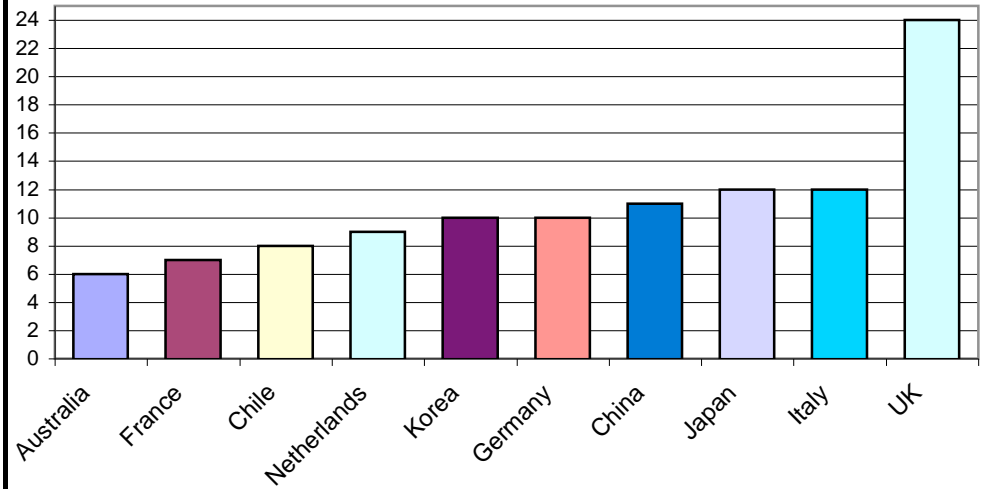
Residents	249
Staff	8
<b>TOTAL</b>	<b>257</b>

## Total Participants

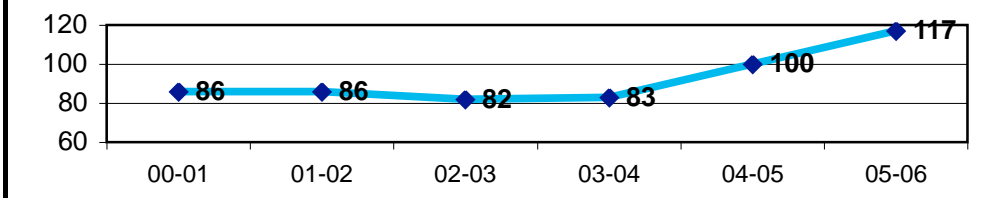
Cumulative all quarters

Residents	286
Staff	8
<b>TOTAL</b>	<b>294</b>

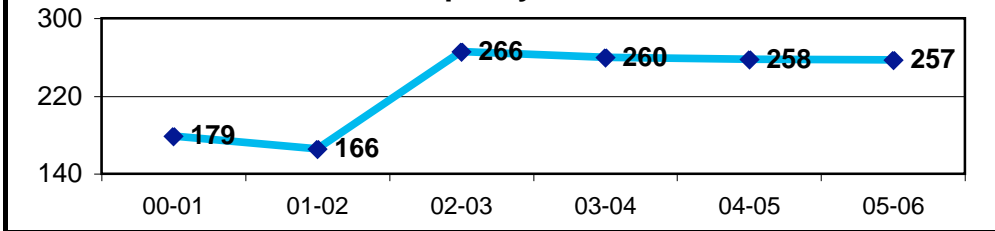
## Countries Most Represented by International Students



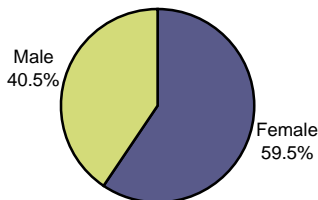
## Number of EAP Exchange Student Residents 2000-2006



## I-House Capacity 2000-2006

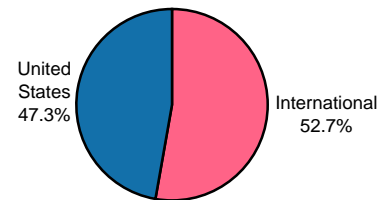


## Distribution by Gender



	Number	Percent
Female	175	59.5%
Male	119	40.5%
<b>TOTAL</b>	<b>294</b>	<b>100.0%</b>

## Distribution by Home Origin

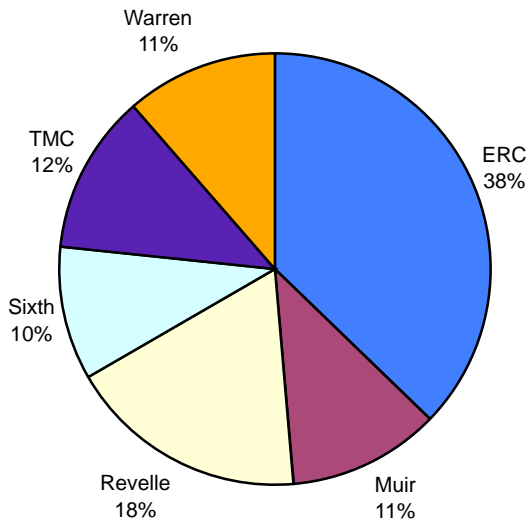


	Number	Percent
International	155	52.7%
United States	139	47.3%
<b>TOTAL</b>	<b>294</b>	<b>100.0%</b>

# 2005-2006 INTERNATIONAL HOUSE RESIDENT PROFILE

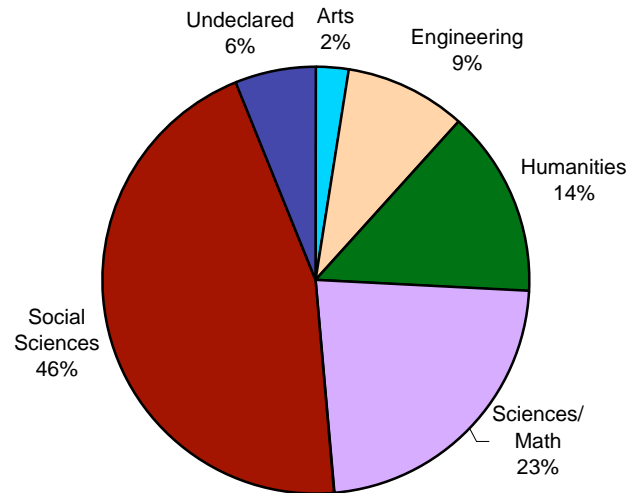
## Distribution by College\*

\* undergraduates only



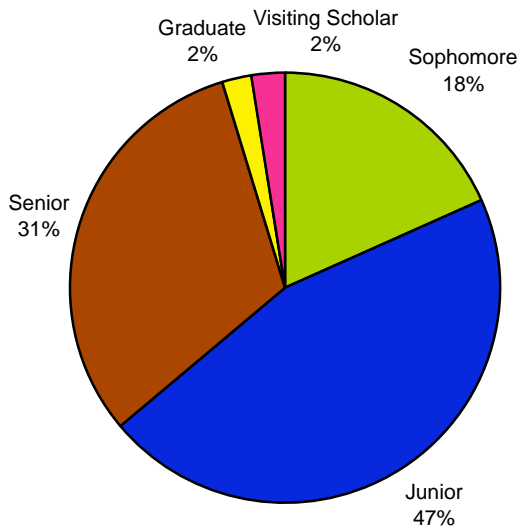
	Number	Percent
ERC	104	37.1%
Muir	32	11.4%
Revelle	51	18.2%
Sixth	28	10.0%
TMC	33	11.8%
Warren	32	11.4%
<b>TOTAL</b>	<b>280</b>	<b>100.0%</b>

## Distribution by Field of Study



	Undergraduate	Graduate	Visiting Scholar	Total
Arts	7	0	0	7
Engineering	26	1	0	27
Humanities	42	0	0	42
Sciences/Math	60	3	4	67
Social Sciences	127	3	3	133
Undeclared	18	0	0	18
<b>TOTAL</b>	<b>280</b>	<b>7</b>	<b>7</b>	<b>294</b>

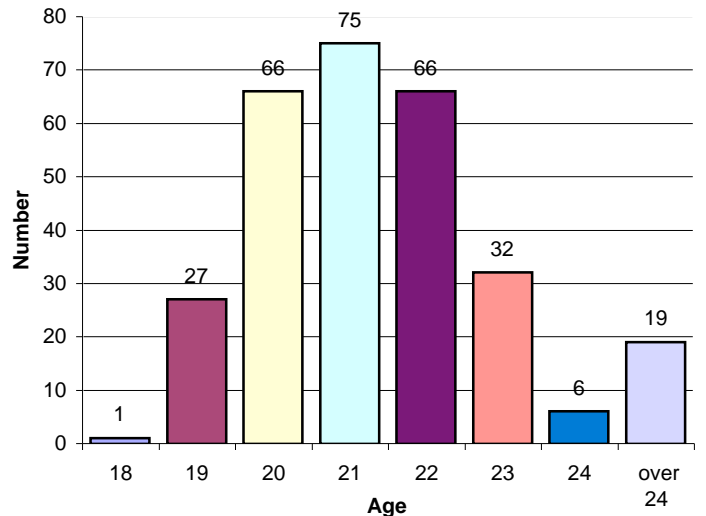
## Distribution by Academic Level



	Number	Percent
Sophomore	54	18.4%
Junior	134	45.6%
Senior	92	31.3%
Graduate	7	2.4%
Visiting Scholar	7	2.4%
<b>TOTAL</b>	<b>294</b>	<b>100.0%</b>

## Distribution by Age\*\*

\*\* age at end of residency in I-House



## Application Information for Fall 2005

	US	Int'l	Total
Applicants	358	192	550
Admits	140	142	282
<b>% admitted</b>	<b>39%</b>	<b>74%</b>	<b>51%</b>